



MAR 2024
NEWSLETTER



Each One, Teach One

BETSY'S BLURBS

Hi Everyone,

I believe there is a hint of spring in the air. I sat in the sun with my dogs this morning. It's great to see the sky for a change!

The Board will be interviewing a couple of bookkeepers in the next few weeks. Hiring an outside bookkeeper will make the job of the volunteer Treasurer much easier. In general, an elected treasurer will be responsible for writing checks, making deposits, approving reimbursements and communicating with the bookkeeper. The Treasurer will also report to the Board on any financial information contained in monthly reports from the bookkeeper.

That paragraph was also a sales pitch for finding a volunteer to run for Treasurer!!!! If you can pay your bills at home, you can perform in this position with no problem. And you will get lots of support from the Board. Let me or your nominating committee know if you are interested.

(Blurbs cont)

STUDY GROUP CALENDAR

- Mar 2 Great Wheels 6:30-8:30 Rich Libr
- Mar 4 Basketry 1-4 DFA
- Mar 6 Great Wheels 1-3 Travellers
- Mar 6 Tapestry 1-3 DFA
- Mar 6 Band Weaving 6-8pm DFA
- Mar 7 Sticks & Hooks 10-12 DFA
- Mar 7 Handcrafting 7-8:30 Zoom
- Mar 8 Evening Weavers 6-8 DFA
- Mar 11 Rigid Heddle 1-4 DFA
- Mar 12 Drawloom 10-12 DFA
- Mar 13 Great Wheels 1-3 Travellers
- Mar 14 Sticks & Hooks 10-12 DFA
- Mar 14 Felting 1-3 DFA
- Mar 14 Handcrafting 7-8:30 Zoom
- Mar 18 Basketry 1-4 DFA
- Mar 19 Bythebook Knitters 6-8 Rich Library
- Mar 20 Great Wheels Spin 1-3 Travellers
- Mar 20 Bandweaving 6-8 DFA
- Mar 21 Sticks & Hooks 10-12 DFA
- Mar 22 Evening Weavers 6-8 DFA
- Mar 25 Rigid Heddle 1-4 DFA
- Mar 26 4-6-8 Weaving 10:30-12:30 DFA
- Mar 27 Great Wheels Spin 1-3 Travellers
- Mar 28 Sticks & Hooks 10-12 DFA

**DON'T FORGET!
DFA
GENERAL MEETING
MAR 16
1:00-3:00
DFA**



Betsy's Blurbs cont.

The nominating committee consists of Nancy Klotz, Denice Lovejoy, and Susan Schmieman. They've been doing a great job at getting the word out about Board positions.

Kudos to Carol Kaminsky and Cindy Jewell. They have worked hard to get the Equipment Loan system up and running. I went to Carol's orientation regarding how to check out equipment and learned a lot. This is an amazing perk to being a member of DFA.

Marion Halupczok and Gayle Lawn-Day have been working on writing a grant for DFA. Marion took the Board through the grant application so we can better understand what is required. We should hear about the end result in June sometime. Thanks Marion and Gayle!

There's a stash party in our future. More on that later.

DFA has the following needs:

Coordinator for the Allied Arts show in January. Pam Root has said she will organize set-up. I will organize the inventory list. We just need someone to organize helpers.

Coordinator for Fall Market: We have a detailed "How to" packet that was organized by Cathy Porfilio. Pam Root has volunteered to coordinate set-up. Vicki Hughes and I will manage cashiering. We need someone to guide us through the process.

We have an amazing membership. The more you are involved, the more you learn. Thanks everyone!

Betsy





Notes from your Nominating Committee

The Nominating Committee for new DFA Board Officers is made up of Denice Lovejoy, Susan Schmieman and me, Nancy Klotz.

On your behalf, we are seeking nominees for several open positions on the DFA Board of Directors for the fiscal year beginning June 1, 2024. The open positions are: President, First and Second Co-Vice presidents, and Treasurer. New officers will be mentored by current or previous board officers. “Each One, Teach One” is the DFA motto!

We are very excited to announce that Kareena Anderson has accepted the nomination for President and that Breanne O’Hare has accepted the nomination as one of our Co-Vice Presidents. Watch for more about these fabulous women soon. They both have ready smiles, are eager to learn their new roles and, together with other team-players on the board, help guide the DFA Guild into a fun, fiber-filled year!

The Nominating Committee asks that each of you seriously consider yourself and other members as potential nominees. It is an honor to be nominated! Please contact one of us with names of members who you believe are potential nominees and/or let them know that you would like to nominate them. The rewards of being on the board are many... watching our guild members grow lasting friendships, expand our fiber interests, experience satisfaction and pride as makers of beautiful, functional fiber art and share all of this in our broader community. We look forward to hearing from you soon!

Nancy Klotz nancyklotz77@gmail.com 509-521-2587

Denice Lovejoy dlovesocks@gmail.com 509-539-9413

Susan Schmieman weaveyourartout@gmail.com 509-528-3782

**DFA Officer Job Descriptions can be found on our website,
www.desertfiberarts.org > About > Desert Fiber Arts Policies > Appendix A, Officer Job Descriptions**

REMEMBER!

MEETING REMINDERS

MAR 9 DFA BOARD MEETING 10-12 DFA
MAR 9 KNITTING & CROCHETING REACH DEMO 12:30-4:00
MAR 15 DFA MEMBER ORIENTATION 1-2 DFA
MAR 16 DFA GENERAL MEETING 1-3 DFA

DID YOU KNOW?

HOW IMPORTANT IT IS FOR EACH MEMBER TO SIGN IN WHEN COMING TO THE GUILD LOCATION, NO MATTER WHAT THE FUNCTION; EVEN IF IT IS JUST TO CHECK OUT A BOOK OR A PIECE OF EQUIPMENT. THE SIMPLE ACT OF SIGNING-IN GIVES US A RECORD OF WHO IS USING THE SPACE AND FOR WHAT PURPOSE. IT HELPS US TO OBTAIN GRANTS BY SHOWING THAT WE ARE AN ACTIVE COMMUNITY WORKING TOGETHER. IT MAY ALSO HELP KEEP US SAFE. THIS INFORMATION IS COVERED IN OUR MONTHLY MEMBER ORIENTATIONS. SO, PLEASE LET'S WORK TOGETHER AND FOLLOW THE RULES.



NEW STUDY GROUP LEADERS

As of March 1, the Handcrafting Zoom Study Group will be led by Peggy Larreau. Please direct future emails and questions to plearreau@msn.com

As of March 1, the Band Weaving Study Group will continued to have Sheila Doyle as Technical Advisor as we continue to find another volunteer for admin leader. Sheila can be reached at doyledvm@gmail.com

Please give Jane Campbell a big thank you for all her hard work leading these two groups. She will retrieve items from the REACH for both of these groups.

LET'S PLAY WITH FUNKY FIBERS!



That is the name of the upcoming fun fiber program at the DFA General Meeting on March 16th, 1-3 pm, at the Kennewick Mid-Columbia Library on Union.

What is a “funky fiber”? Chunky, lumpy, bumpy, fuzzy, hairy, kooky, unusual, novel, artsy... well, you know! The program will include a video, a short demo and then you all get to play in the funky fiber sandbox with the provided toys. Guaranteed to be full of fantastic fiber fun!

Bring your creative, spontaneous child-like selves (some toys will be shared, no tantrums allowed) and also bring the following items if you have them:

- **Fun, funky fiber! (OPTIONAL) Only if you have some in your stash that you are willing to share. No more than will fit in a bread wrapper please.**
- **3 colors of yarn of any fiber, only 2-3 yards of each color in a medium weight (like worsted or Sugar & Cream - wrapped around a toilet paper tube perhaps?). There will be yarn available if you forget.**
- **Scissors (labeled with your name). There will be a few to share.**
- **A small, simple frame loom – OPTIONAL, only if you have one. There will be about 20, 8”x10” frames available that you can take home with your creation!**

Our Mystery presenter is.....well, a mystery. Sigh.....really? Yes, really.

**Come ready for a Fun, Funky Fiber good time with your DFA Friends!
Nancy Klotz**




By the Book Knitters



Our next meeting will be Tuesday, March 19th at 6:00pm in Conference Room A of the Richland Library.

The 2024 Summer Reading Program is Read, Renew, Repeat. It is the idea of conservation as a movement focuses on protecting species from extinction, maintaining and restoring habitats, enhancing ecosystem services, and protecting biological diversity. We are using Knitpicks Brava Worsted weight yarn in these colors Coral, Seraphim, Dublin Peacock and Black.



These were the colors that Kristen M donated last year and we loved them so much we saved them for this year. The yarn will be ready for pick up at the next meeting. I want to knit a Salmon from the Coral

The Knitting Needle Shawl Pin Workshop will be Friday, April 16th at the Desert Fiber Arts Studio. Exact time to be determined closer to the event.

Mark your calendars for Saturday, September 21 . The Richland Library will be full of FIBER.

Sweater Weather will start, Fiber with a Twist is happening and it is Spin in Pubic Day. To celebrate we want to yarn bomb the light posts in front of the library. There are 22 posts you can sign up for 1 or many. You can so it solo or with partners. Contact me to signup for a post emokler@gmail.com



Do you use a special digital app for your knitting? I recently met a knitter who uses an app for music to keep track of her knitting. I use Ravelry and I love it. Come to the April 16th By the Book Knitters meeting and show us how you use digital resources for knitting.

Our Projects

Rosanne is knitting a Black stocking hat and working on blocks from Annie's Crochet Afghan Block of the Month Club.

Sue W is working on a "Diggy excavator" sweater in brown, green and yellow.


Lissa is working on a test knit called Boardwalk a basic Tee with Mosaic knitting on top Carol is knitting the Berkshire Throw by Whistle and Wool

Melany is working on Jimmy Beans Wool 2024 Knit Blanket Club, Barbie Sweaters and a Churchmouse summer top.

STICKS & HOOKS

The Sticks and Hooks study group is still working on The Shift and Shiftdalong KAL as well as other mosaic knitting, crocheting and various projects.

Kathy Thorndike



CINDY'S BEAUTIFUL SELF-CHARTED SWEATER MADE FROM A PHOTO

RIGID HEDDLE

Monday, March 11 & 25 1-4 @ DFA

The RHSG challenge for February is to weave a project from the Spring 2024 Little Looms magazine and to have it completed before the summer issue comes out around the end of March. Carol, Kathy T. and Chris are weaving the leno scarf using different fibers, Cindy wanted to try the table runner blocks on a scarf and Kathy M. is weaving the table runner.

Pam was working on French bread bags, Kareena was weaving a doubleweave, Betsy was working on a cowl, Patti got the fringe twisted on her scarf, Mary got her loom warped for a log cabin scarf, Nancy had yarn she needed to wind into cakes and Karyn stopped by to visit, it was the usual busy and fun afternoon.

How many of you listen to the Long Thread Media podcast? It has become my favorite thing to listen to while I weave, they are full of inspiration, practical advice, and wonderful personal stories from experts in the fiber world. Here is a link to the podcasts.

Kathy Myers

<https://longthreadmedia.com/podcast>
And don't forget, everyone is welcome to the RHSG meetings. Any questions or comments contact Kathy Myers or Dorothy Mucha.



DRAWLOOM STUDY GROUP

At our January meeting we reviewed the threading pattern. There was discussion of many possibilities in design from simple to elaborate. Sign up at the studio to weave. Warp cost is 25 cent per inch + 10%. If you need a bit of coaching to refamiliarize yourself with the loom, contact Susan Schmieman, weaveyourartout@gmail.com. There is still about 15 yards of cottolin warp on the loom with a 22" weaving width. Good for pillows, handbags, table runners or aprons.

We also spent time catching up since we had not met together since late last summer. Anita Osterhaug and Sarah Shippen shared the exciting adventures of creating the new book "Nordic Hands". Anita generously donated a copy to our library. Thank you, Anita!

All are welcome to the drawloom study group. If you have woven at all, you can weave on the drawloom. Don't let its size intimidate you. It really isn't as complicated as it might appear. Planning out your design is probably the most difficult part.

We tentatively plan to meet at Susan Schmieman's house for our next meeting. The purpose is to try out the Julia drawloom. So, if she gets her loom threaded in time.....that's the plan.

**Until then, stay safe and warm.
Susan Schmieman**

4-6-8 WEAVING STUDY GROUP

**Tuesday, March 26 10-12noon @ DFA
Everyone welcome!**

**Bring your recent projects, questions, discoveries and resources to share.
ANWG is YOU.**

The Association of NW Weaving Guilds is misleading. It's not only about weaving! ANWG is an association of fiber arts guilds in WA, OR, ID, MT, AK and all of western Canada. And you, as a DFA member, are a member of ANWG. One dollar of your annual dues to DFA goes to ANWG. In return, we get a high quality Conference every odd numbered year. Our last Conference was last July in Bend, OR. The 2025 Conference will be in Yakima, WA!

[<https://anwgconference.org/>]

ANWG sends out a newsletter every quarter. DFA is one of the guilds described in the January newsletter. ANWG runs on volunteers from all the member guilds. Please follow this link to the January newsletter. Consider how you might be able to help. Also read the news from some of the member guilds. Their activities hold great ideas for DFA to explore, ideas for individual study groups as well as for the entire guild.

<https://northwestweavers.org/about/newsletters/>

The 2025 Conference Colors are shown clearly in the newsletter.

Cheryl Reed



BASKETRY

Bessie Bill joined the basket group to share her knowledge and skill in making Wa'paas Baskets. Wa'paas Baskets, also known as Sally bags, are traditional Native American woven baskets used for gathering. Bessie shared her story, history and culture in our afternoon together. The anxious group of 20 students were excited to learn. Bessie had us all do step one of making our baskets, then stopped and did breathing to relax and recenter the group. We learned the "belly button" start. The room was tense as we learned our technique, then a calm came over the room. We became a "Weaving Group" chattering, laughing and learning. Wa'paas Baskets are baskets woven with fiber and can be worked on anywhere. So much easier on the hands, plus transportable! We are hoping to have Bessie come back and join us in March or April for another class. Contact Marion if you are interested in attending a Wa'paas Basketry class.



TAPESTRY

April 3rd Tapestry Study Group
04/03/2024 1:00 PM - 3:00 PM Desert
Fiber Arts Studio DFA. We will meet
Wednesday from 1-3 pm at the Studio.
This is a good place to come to start
learning tapestry techniques. Get help on
projects you are doing and share ideas
with other tapestry people.
Kathy Thorndike

MID-COLUMBIA LIBRARIES &
DESERT FIBER ARTS GUILD PRESENT



FIBER & FRIENDS

Monday, March 4 at 6 pm
Kennewick Library | 1620 S. Union St.

Calling all knitters, crocheters, weavers, spinners, embroiderers, and other fiber artists! Join the Desert Fiber Arts Guild at the Kennewick library for an evening of creativity and comradery as we work on individual projects and share tips and tricks.



THE TRI-CITY QUILT GUILD
SHOW IS MARCH 22-23,
2024 AT THE
CONVENTION CENTER.

REACH ECO-PRINTING DEMO

MORE REACH PICTURES

Denise A. & Marion spent a Saturday afternoon at the REACH Museum sharing their new love of Eco-Printing. The gals are hoping to possibly give classes and/or start a study group. While at the REACH they were able to make 3 scarves with visiting kiddos. The silk scarves were scoured & pre-dyed to create background color using ONLY natural dye from plants & insects. The next step, done at the REACH, was over dying using Eco-Printing with flowers and leaves. Contact Marion if you are interested in learning more.



Missing:

Greetings from your Equipment Manager,

When we started to inventory the DFA equipment we found that we had four small shaft hand operated bobbin winders. Like the one pictured here.



So, we had two in the Equipment Lending Library and two for studio use only. One of the two studio winders has been borrowed for several months now. Please remember there is a two-month limit on equipment borrowing. If you are still in need of a winder, please exchange it for one that is slated for borrowing. Completing the library cards are a very important part of this new program.

Current Status:

1. One is on loan
2. One is available
3. One is in the studio in the loom room for studio use only (Red Dot)
4. One is missing from the studio and was slated for studio use only but had not been color coded yet.

Thank you,
Carol Kaminsky
DFA Equipment Manager



PLANTING TIME IS ALMOST HERE

Spring is on its way. Now is a great time to do intentional planting in your gardens. Did you know you can grow your own basketry materials? You can also plant a Dye garden!

Here's a couple of fun articles to explore.
<https://www.matttommy.com/basketry-garden.html>

<https://botanicalcolors.com/create-your-natural-dye-garden-as-easy-as-1-2-3/?Marion>






Nancy k learning to use the dfa umbrella and swift




Jeanette's felted bag



Karen Watson's embellished sweatshirts



Monthly meeting



Cookies, low glycemic seed and nut type

Preheat oven to 350 degrees

Bake for 15 min. Recipe makes 12 --2" diameter, pressed into ring form

Ingredients	Qty	Prep notes (nothing should end up larger than 1/4")
Dried Apricots	80 grams	Soak in cool water for 10 minutes, drain, chop
Walnuts	50 grams	coarsely chop coarsely
Almonds	50 grams	chop coarsely
Peanuts or cashews	100 grams	chop coarsely
Pumpkin Seeds	30 grams	
Sunflower Seeds	40 grams	
Sesame Seeds	1 Tbls	
Poppy Seeds	1 Tbls	
Chia Seeds	1 Tbls	
Flax seed meal	1 Tbls	
Aquafaba (liquid form can of chickp)	1/4 cup	Vegan replacement for egg white
Blackstrap Molasses	1 Tbls	

Stir together in large bowl. Line cookie sheet with parchment, use ring to press and form cookies, use yellow ice cream scoop

Cindy Jewel

What we want to learn next:

- 1. Table loom, multi-shaft.**
- 2. Lucet**
- 3. Potholder loom—let's have a play day**
- 4. Pin Loom —let's have a play day**
- 5. Brioche Knitting**
- 6. Show us how to use the rug loom in the front room of the DFA studio**
- 7. Tunisian crochet**
- 8. Arne and Carlos "Knitted Dolls"**

What do you want to add to the list?



Just for Fun

JOIN THE 2 DAY CHALLENGE

**BUY NO CRAFT
SUPPLIES**

FEBRUARY 30 & 31



But only on these days!

From the editor:


This was copied from Tempe Yarn and Fiber newsletter. Once i stopped being confused, I laughed outloud. I hope it gives you a chuckle.

Thank you so much for all your contributions to the newsletter!

Denice Lovejoy

dfanewsletter@desertfiberarts.org

509-539-9413



Across

2. Type of tiny loom easily traveled with, becoming more popular
7. Another name for single needle knitting, _____ netting.
8. Latest DFA fundraiser challenge component
9. A craft that is a precursor to knitting
10. A collection of books
13. Woven on a loom operated manually, not by machine power

Down

1. The action or process of converting fibers into thread or yarn by twisting
3. A knitted pattern composed of diamonds, becoming popular in the 1950's and 1960's.
4. First known printed knitting pattern in English, (1655). How to make _____.
5. ___ the 1st, Queen who was a great fan of knitted socks