

Each One, Teach One



Funky Fibers crocheted cat bed by Lissa S.




Funky fibers by Vicki H

STUDY GROUP CALENDAR

- Apr 1 Basketry 1-4 DFA**
- Apr 3 Great Wheel Spin 1-3 Travellers**
- Apr 3 Tapestry Group 1-3 DFA**
- Apr 4 Sticks & Hooks 10-12 DFA**
- Apr 4 Handcrafters 7-8:30 Zoom**
- Apr 6 Great Wheels 1-3 Rich Library**
- Apr 8 Rigid Heddle 1-4 DFA**
- Apr 9 Draw Loom 10-12 DFA**
- Apr 10 Great Wheels 1-3 Travellers**
- Apr 10 Band Weaving 5-7 DFA**
- Apr 11 Sticks & Hooks 10-12 DFA**
- Apr 11 Felting Group 1-3 DFA**
- Apr 11 Handcrafting 7-8:30 Zoom**
- Apr 12 Evening Weavers 6-8 DFA**
- Apr 15 Basketry 1-4 DFA**
- Apr 16 BytheBook Knitters 6-8 Rich Lib**
- Apr 17 Great Wheels 1-3 Travellers**
- Apr 18 Sticks & Hooks 10-12 DFA**
- Apr 22 Rigid Heddle 1-4 DFA**
- Apr 23 4-6-8-Weaving 10:30-12:30 DFA**
- Apr 24 Great Wheels 1-3 Travellers**
- Apr 24 Band Weaving 6-8 DFA**
- Apr 25 Sticks & Hooks 10-12 DFA**
- Apr 25 Felting 1-3 DFA**
- Apr 25 Handcrafting 7-8:30 Zoom**
- Apr 26 Evening Weavers 6-8 DFA**

Betsy's Blurbs



Happy Spring!

Our next Board meeting is Saturday, April 13th at 1:00 p.m. at the studio.

I've been remiss. As I was going to sleep last night, I realized I failed to write a timely blurb. My apologies. There's been a lot going on at the studio and I've been getting ready to go on a cruise to Northern Norway, in search of the Northern Lights.

I will be gone from March 20 - April 5. I will be available by email.

Thanks to everyone who helped with the REACH Museum display and demonstrations. We received such good feedback and they enjoyed having us there. Special thanks to Cheryl Reed who took the reins of getting us organized.

DFA is making an impact in our community. The more people hear about us, the more we will be asked to participate in outreach events. Many of our older (both in age and in years at DFA) are wanting and needing to step back from organizing these events. We are in need of a few new leaders to insure DFA's continued positive impact with our members and the larger community.

So I'm sending out a challenge. The next time you are asked or you are aware of the need for someone to lead or coordinate an event, say YES. It's an opportunity for personal growth as well as ensuring the future of a strong and viable DFA.

The next few months are busy for DFA. See below dates to remember.

Phew! That's it (I think) for April. Then comes May with voting in our new Board, our Annual Meeting and our plans for summer.

Keep fibering!

Betsy





APRIL MEETING REMINDERS

APRIL 6 DFA MEMBER ORIENTATION 1-2 DFA

APRIL 6 FIRST PLANNING MEETING FOR FALL MARKET ON ZOOM AT 10:00AM. SUSAN SCHMIEMAN IS THE CONTACT. WE NEED LOTS OF HELP, SO ZOOM IN IF YOU CAN.

APRIL 13 BOARD MEETING AT 1:00 DFA

APRIL 19 ALL HANDS ON DECK!! WE NEED BODIES TO HELP CLEAR OFF THE WALLS IN THE FRONT ROOM AND MOVE EVERYTHING TO THE CENTER OF THE ROOM TO PREPARE FOR PAINTING ON APRIL 20TH!! GATHERING TIME TBA

APRIL 20 GENERAL MEETING 1-3 KENN. LIBRARY

APRIL 20 PAINTING WILL START AROUND 8:00AM. THEY SHOULD BE FINISHED BY THE END OF THE DAY.

APRIL 26 - KNITTING NEEDLE SHAWL PIN AND BRACELET WORKSHOP 1-3 DFA. SOME MATERIALS AVAILABLE :KNITTING NEEDLES, BEADS, SOME TOOLS. PLEASE BRING BENDING JIGS OR NON-MARKING PLIERS IF YOU HAVE THEM. FOR MORE INFO: CONTACT KATHY THORNDIKE [KTHORNDIKE@MSN.COM](mailto:kthorndike@msn.com)

APRIL 27 - DEMOS AT GRANDVIEW MUSEUM. WHOEVER IS IN CHARGE, PLEASE CONTACT BETSY



DID YOU KNOW

Earn \$Dollars\$ for DFA with No Strings Attached

Did you know that our community, locally and at large, is waiting to help DFA by contributing funds to our organization. Simply click on this link to find companies that will give DFA quarterly contributions based on our members' normal activity with them. <https://www.desertfiberarts.org/links-and-resources/> Complete, easy instructions will be available. Who are these companies? Fred Meyers, Gist Yarns, Halcyon Yarns, and The Woolery. For the fiber companies listed, please start your online shopping by going through the portal link by the company name on our website. This will identify you as connected with DFA. If you can't remember where the link is to be found, just go to the Desert Fiber Arts website on either your computer or mobile device, log in; Mobile device: scroll to bottom, Click on LINKS. On your computer: Log in, go to the top orange bar, right hand side, click on Members Links. **HAPPY SHOPPING, AND WARM-HEARTED GIVING.**

Dorothy Mucha, DFA Treasurer



FALL MARKET 2024 KICKOFF ZOOM MEETING APRIL 6, SATURDAY 10 AM.

Our first meeting for Fall Market 2024 is coming up. We will have planning meetings once a month for an hour. We are currently generating ideas for a workshop (do we want to have one?), street signage will be competing with election signs...so what are our alternatives?

What other ideas do you have? Whether you join us for the entire journey or come to just one meeting, we would love your participation. This is our 3rd year for our Market and the community is more aware of DFA than ever before. Being our 50th Anniversary, we have the opportunity to show off our talented Guild. Watch for the zoom announcement in the DFA Blast or contact Susan Schmieman at weaveyourartout@gmail.com

GENERAL MEETING FUN, FUNKY FIBERS

At the March 2024 DFA General Meeting, Nancy K. did a presentation on weaving tapestries. She showed a video of a fiber artist that does this to illustrate some of the techniques. THEN, the fun began! There were boxes and boxes of various kinds of fiber, yarn, specialty yarns, etc. etc. Each person got a small loom that Nancy had pre-warped for us including various tools of the trade. (My favorite was the dinner fork used to mash down the woven fiber.) Everyone had a blast sorting through all the yarn and fibers for ones they wanted in their creation. We weren't able to finish during the short time we had, but we were able to take enough fibers AND THE Fork to finish the creation at home. We even got to keep the loom! I have not done any weaving and, although excited to try it, wasn't sure it would be a technique I would continue. I am thrilled with my creation and think it turned out great. In addition to the various fibers I added a copper wire wrapped piece of beach glass with crystals and completed the tapestry using the warp strings and more copper wire wrapping to create a hanging loop. Thank you, Nancy for a great time and wonderful opportunity to try a new art form.

Attached is a photo of my finished work.

Melanie McK



DFA Member Spot Light - Karen Whooley



This photo was taken at a recent Sticks & Hooks study group and as you can see, Karen knits also!

“I learned to crochet at my (Italian grandmother) Nonna’s knee when I was 7 years old.”

Karen Whooley is an award-winning, internationally known crochet designer, author, and instructor. She develops patterns and teaches classes for crocheters who want simplicity and elegance wrapped up in adventure. Karen is the author of Modern Italian Lace Crochet, A Garden of Shawls and 23 other books as well as many patterns published in books and magazines. Her classes both online and live are some of the most sought-after in the crochet genre. Karen wants to bring each student self-confidence and enable her students to take what they have learned so that they can happily create whatever spurs their own crochet passion. Find Karen at <http://www.KarenWhooley.com> where you can also sign up for her newsletter or follow her on Instagram, Facebook or YouTube.

DFA is very fortunate to have Karen as one of our talented, skilled, delightful (and professional) members!

By Nancy Klotz



HANDCRAFTERS STUDY GROUP

Handcrafters group meets weekly on thursdays on zoom from 7pm-8:30pm. We discuss various topics and show off what we are working on. Topics discussed during the meeting include best type of storage containers (sterlite was the fav), various bookstores in the state such as Adventures Underground and Powells and of course various yarn shops in the Pacific Northwest. Sue Silliman recently showed off her Steven West mystery kal shawl. (it's awesome) Sheila Doyle showed off her progress on the "ice drop" pattern. Peggy, Jane, and Julia took inspiration from the new year and continued a clean up of unfinished objects. Drop on by in April when we hope to get an update on Jane's Panama cruise.



DRAWLOOM STUDY GROUP

If you can weave on a loom, you can weave on the drawloom. Good coaching is available for you to get started. Come to our next study group meeting, April 9, always the 2nd Tuesday of the month, 10-12. The sign up notebook is hanging on the loom. The weaving shown in the photo will be used for an apron, a damask apron, we can spoil ourselves! The warp is 22/2 cottolin and 22" wide in the loom. Weft is 16/1 linen but 10/2 works nicely as well. Questions: Susan Schmieman weaveyourartout@gmail.com



BASKETRY ON STEROIDS

The basket group has been busily weaving a variety of baskets and embellishments. What a month it has and the plans just keep growing. We started off with Wa'paas Baskets with Bessie Bill. Wa'paas baskets can be woven on the go as they are made of yarns and require no soaking of the reed.



Marcia Keefer showed us how to embellish basket handles

Join the DFA Basket Study Group April 1st to learn how to make a Shaker Cheese Basket. This easy to make basket is fun and useful. Shaker Cheese baskets were traditionally designed to be lined with cheesecloth and used while processing cheese to separate the curds from the whey; acting much like today's colander. The DFA Basket Group meets the first and 3rd Monday of each month from 1-4pm. Please let Marion know asap if you plan to attend asap. You can email info@desertfiberarts.org, Marion's email (available in the DFA Directory for members), or through the Facebook Chat feature. Judy is making Shaker Basket Kits so that we can use our weaving time together efficiently.

April shakers will bring May Paper Baskets. Judy is painting art paper to run through the pasta cutter on fettucini setting to make paper strips. Watch out world, Basket Study Group is on the move!

Marion
Scatter Joy Where



Wa'pass by Taylor Lott

Rigid Heddle Study Group

Monday, April 8 & 22, 1:00 – 4:00 pm @DFA

The summer issue of Little Looms magazine arrived last week, which ends our latest challenge. Here is a picture of our creations:



Breanne decided to try weaving the Hero Cowl, think she did an awesome job!



Before Chris L. and her husband moved to the Tri-Cities they lived in Sonoma County, CA on a farm. They had two draft horses that helped with the farming, weddings and doing wine tours!! Her husband was brushing the horses one day and asked if she could

spin horsehair and of course she had to give it a try! She not only spun it, she proceeded to knit and felt it into a checkerboard, pretty amazing if you ask me!

The Little Looms challenge was such fun, I propose we do it again! The Fall issue should be out around the middle of June, that should give everyone plenty of time to get creative.

And don't forget, everyone is welcome to the RHSG meetings. Any questions or comments contact Kathy Myers or Dorothy Mucha.



RECIPES



Vegan Chocolate Pudding With Cinnamon and Chile Recipe

cooking.nytimes.com

Submitted by Lyn Backe

INGREDIENTS

Yield: 4 to 6 servings

$\frac{3}{4}$ cup sugar

1 pound silken tofu

8 ounces high-quality bittersweet or semisweet chocolate, melted

1 teaspoon vanilla extract

$1\frac{1}{2}$ teaspoons ground cinnamon

$\frac{1}{2}$ teaspoon chile powder, or more to taste

Chocolate shavings (optional)

PREPARATION

Step 1

In a small pot, combine sugar with $\frac{3}{4}$ cup water; bring to a boil and cook until sugar is dissolved, stirring occasionally. Cool slightly.

Step 2

Put all ingredients except for chocolate shavings in a blender and purée until completely smooth, stopping machine to scrape down its sides if necessary. Divide among 4 to 6 ramekins and chill for at least 30 minutes. If you like, garnish with

UPCOMING FIBER FUN!

4/13 Yarnfolk 11th anniversary
Ellensburg www.yarnfolk.com


4/27 Local yarn shop day (lys)
support your local yarn shop

5/24-9/2 Slow yarn crawl
www.slowcrawl.com

6/1-6/2 Fiber Fusion Northwest
Monroe, WA

6/8 Knit in public day

6/28-6/30 Black Sheep
Gathering Albany, OR




"EVERY DAY IN MAY"

FIBER FUN

***KNIT OF CROCHET OR ANY
OTHER FIBER ACTIVITY EACH
AND EVERY DAY FOR AT
LEAST A FEW MINUTES**

***AT LEAST ONE FABULOUS
PRIZE!**



Across

- 2. Type of tiny loom easily traveled with, becoming more popular
- 7. Another name for single needle knitting, _____ netting.
- 8. Latest DFA fundraiser challenge component
- 9. A craft that is a precursor to knitting
- 10. A collection of books
- 13. Woven on a loom operated manually, not by machine power

Down

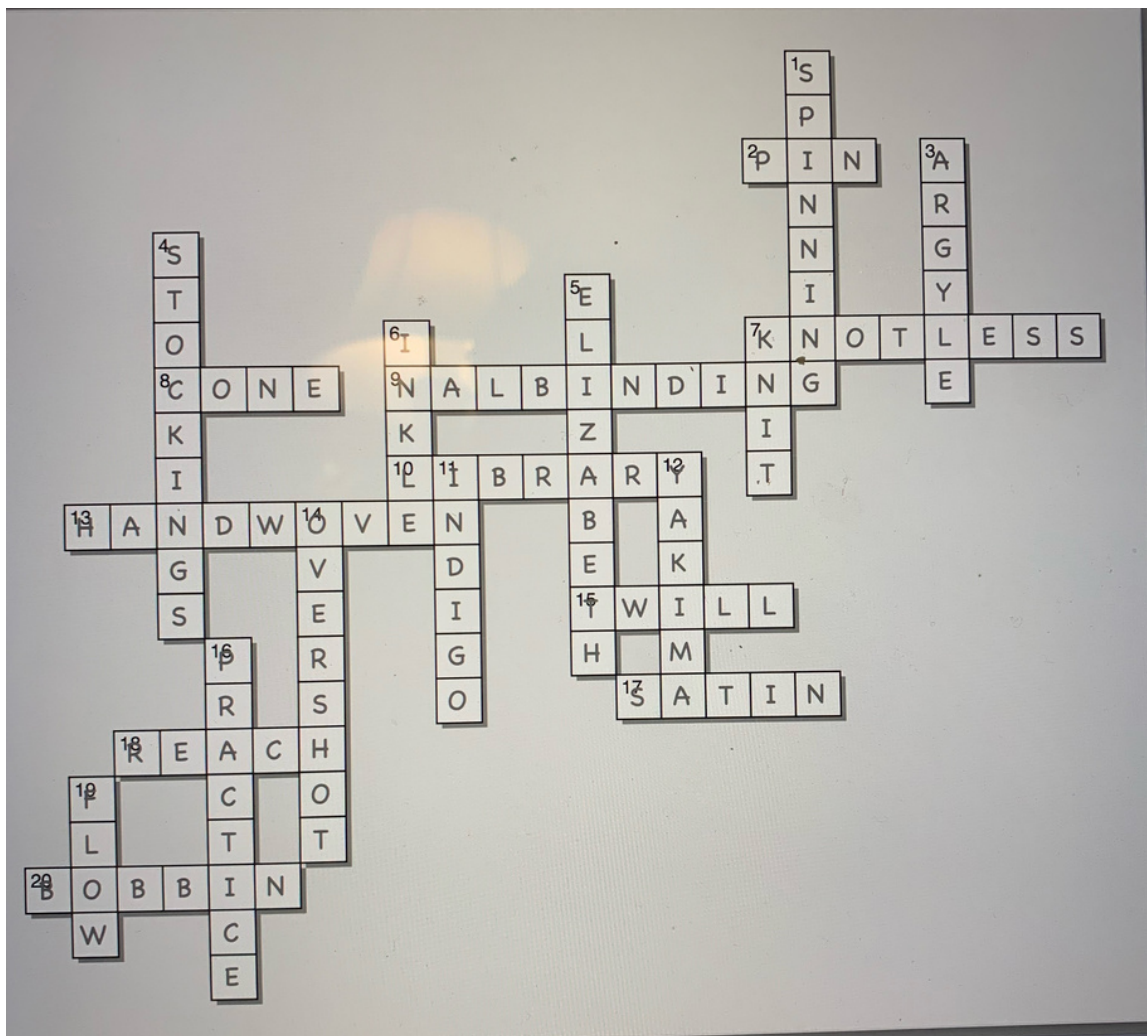
- 1. The action or process of converting fibers into thread or yarn by twisting
- 3. A knitted pattern composed of diamonds, becoming popular in the 1950's and 1960's.
- 4. First known printed knitting pattern in English, (1655). How to make _____.
- 5. ___ the 1st, Queen who was a great fan of knitted socks

Across

- 15. A type of weave, a fabric so woven as to have a surface of diagonal parallel ridges
- 17. A smooth, glossy fabric produced by a weave in which the the warp threads are caught and looped by the weft only at certain intervals
- 18. Our museum of local history
- 20. A cylinder or cone holding thread or yarn

Down

- 6. A type of loom used to create narrow woven fabric
- 7. English word derived from the word "knot"
- 11. Blue plant-based dye originally exported to Europe from India
- 12. The location of the next ANWG Conference
- 14. A weaving technique that utilizes at least 2 different types of weft yarns and floats to create a pattern
- 16. The thing we should all do to get better at our new skills
- 19. "Neuroscience...researchers recognize this as a distinct mental state that arises when the task and a person's skill level are in balance." Handwoven, Spring 2024.



Editor

Denice Lovejoy

509-539-9413

dlovesocks@gmail.com

Please have your items to me by the 20th of each month. Please send your pictures and articles in an email. My computer doesn't work well with word attachments.

