

desert fiber arts

DFA GENERAL MEMBERSHIP MEETING

SATURDAY JAN 11

10:00AM – 12:00PM @ DFA

**SPECIAL EVENT PLANNED
FOR GENERAL
MEMBERSHIP MEETING**

Learn more on page 2!

DFA BOARD MEETING

SATURDAY JAN 25

1:00PM – 3:00PM @ DFA

MID-COLUMBIA LIBRARIES &
DESERT FIBER ARTS GUILD PRESENT



FIBER & FRIENDS

Monday, January 6 at 6 pm

Kennewick Library | 1620 S. Union St.

Calling all knitters, crocheters, weavers, spinners, embroiderers, and other fiber artists! Join the Desert Fiber Arts Guild at the Kennewick library for an evening of creativity and comradery as we work on individual projects and share tips and tricks.

STUDY GROUP DATES

- Jan 2 – Sticks & Hooks 10am–12pm DFA Studio
- Jan 2 – Handcrafting 7–8:30pm Zoom
- Jan 4 – Great Wheels 1–3pm Traveler Espresso
- Jan 6 – Basketry 1–4pm DFA Studio
- Jan 7 – Great Wheels 6:30–8:30pm Richland Library
- Jan 8 – Great Wheels 1–2pm Traveler Espresso
- Jan 8 – Band Weaving 6–8pm DFA Studio
- Jan 9 – Sticks & Hooks 10am–12pm DFA Studio
- Jan 9 – Handcrafting 7–8:30pm Zoom
- Jan 13 – Rigid Heddle 12–3pm DFA Studio
- Jan 14 – Drawloom 10am–12pm DFA Studio
- Jan 14 – Great Wheels 6:30–8:30pm Richland Library
- Jan 15 – Great Wheels 1–2pm Traveler Espresso
- Jan 16 – Sticks & Hooks 10am–12pm DFA Studio
- Jan 18 – Sit & Spin 1-3pm DFA Studio
- Jan 20 – Basketry 12–3pm DFA Studio
- Jan 21 – By the Book Knitters 6–8pm Richland Library
- Jan 21 – Great Wheels 6:30–8:30pm Richland Library
- Jan 22 – Great Wheels 1–2pm Traveler Espresso
- Jan 22 – Band Weaving 6–7pm DFA Studio
- Jan 23 – Sticks & Hooks 10am–12pm DFA Studio
- Jan 23 – Handcrafting 7–8:30pm Zoom
- Jan 27 – Rigid Heddle 12–3pm DFA Studio
- Jan 28 – 4-6-8 Weaving 10am–12pm DFA Studio
- Jan 28 – Great Wheels 6:30–8:30pm Richland Library
- Jan 29 – Great Wheels 1–2pm Travelers
- Jan 30 – Sticks & Hooks 10am–12pm DFA Studio
- Jan 30 – Handcrafting 7–8:30pm Zoom



You Don't Want to Miss It!

FASCINATING PROGRAM PLANNED FOR JANUARY DFA GENERAL MEMBERSHIP MEETING

**January 11
10:00am – 12:00pm
DFA Studio**

**Karen Whooley,
*Karen Whooley Designs***

**WANT TO
WRITE A BOOK?**



It's not as hard as you think!

In this presentation, Karen will give an overview of self-publishing a craft book from concept to marketing. While it is a lot of work, producing a book is very satisfying! She will share her experiences over the last 26+ years in working with both traditional craft book publishing and self-publishing and why she chose to self-publish after working with mainstream publishers for 16 books.

karenwhooley.com

Subscribe to my newsletter!

**Find me on
[Instagram](#) / [Youtube](#)**

Creative Crochet Officer

Behind the Scenes at DFA **By Betsy Dickinson**

By the time you read this, we will be deep into the Allied Arts show.

Don't forget that we are all invited to the reception at Gallery in the Park on Sunday, January 5 from 1-3 p.m. It's a great time to show off our stunning fiber art to the public, answer questions and enjoy a few snacks.

It seems like the activities never slow down at DFA. December was so busy, we decided to forego the monthly board meeting. **The next board meeting will be Saturday, January 25 at 1:00 PM.**

The next general meeting is scheduled for January 11th. Announcements about time, location and program will be coming your way.

DID YOU KNOW?

...that DFA's studio is virtually rent free? Thanks to the generosity of our landlords, DFA is responsible only for a small maintenance fee and utilities.

There is always the question of "what if?" What if the strip mall is sold and we have to start paying rent? What if our unit is damaged and we can't stay in it? What if?

This is the reason for my article this month. In February I would like to start a strategic planning group that will help answer that question as well as determine the goals of the guild.

We will develop a mission statement that guides the decisions of the board and the membership for years to come.

This process will also help us apply for grants that are available to the arts and non-profit communities.

I anticipate 3-5 meetings about 2 hours each. We will schedule according to the planning committee member's schedules.

I am looking for newer members as well as our long-term members to join me. Everyone has something to offer.

A group of 5-8 people would be ideal. Please contact me if you are interested in participating.

You can call me at 509-366-3486 or email me at betsyd1207@gmail.com

Happy New Year and Fiber On!

Betsy Dickinson



DFA Holiday Party

A VERY MERRY SUCCESS



It was December 14th at Betsy's house -the tables were set, and decorations were in place when 29 brightly clad DFA members blew in through the front door, cheerfully chattering and jostling about, to celebrate at the holiday party! Arms were full of food, gifts, and baskets overflowing with fiber and projects to show & tell. They shucked off their warm winter coats and scurried about welcoming each other and setting out the feast!


Many wore beautiful hand-crafted scarves and shawls. Steaming pots of aromatic hot spiced cider and cocoa greeted them as the liquid cheer was eagerly ladled into cups. Everyone "oohed" and "aahed" at the banquet of fabulous food as they piled their plates with "just a little bit more".



The musical gift exchange was played to the lilting tune of, "I Want a Hippopotamus for Christmas". Like small children filled with excitement, everyone opened their surprise gift with awe and wonder. After showing their gifts off to everyone, they played a game and shared Show & Tell, with Jennifer Ely showing 2 baskets overflowing with many colors and sizes of cozy alpaca yarns.


Katy had the winning ticket for the door prize - a handy zippered pouch hand-crafted by Carol K. The youngest DFA member, Val, continued to draw tickets as members called out "that's me!", and claimed Starbucks gift cards, crafty notepads, homemade soaps and other items. As the party came to an end, friends gathered their empty dessert platters and slowly made their way out the door, while the air echoed with "Merry Christmases" and "see you next year"! A few lingered to knit, weave and spin. Thank you, Betsy, for hosting! Everyone had a wonderful time!

Elf Breanne O'Hare & Elf Nancy Klotz





RIGID HEDDLE



Pam Root brings a variety of projects to our Rigid Heddle meetings. Last summer our group took a challenge from the magazine Little Looms. It was weaving a Scottish tartan. In the first photo below Pam is wearing the Johnstone tartan she wove. She wove it with super wash Merino.

In the second photo we see her Navajo tapestry weaving. For the past 15 summers, she has gone to weaving classes in the Navajo nation in Arizona and New Mexico. There, Pam weaves with 8 friends who have been in classes with her all of the past 15 years. They use churro sheep yarn. Navajo weaving is tapestry weaving. The next photos show some of her Navajo weaving.





GILMORE LOOM FOR SALE

48 Inches, Four Shafts, Six Treadles



Asking \$525

This loom has been great for weaving blankets, towels, wash cloths and rugs.

Included with this loom:

- Approximately 700 new stainless steel heddles (~174 per shaft)
- A front beam canvas tray, made by Gilmore Looms, Stockton, CA
- A warping wedge from Gilmore Looms that allows shafts to be held at different levels while threading the reed
- Lease sticks
- 50" raddle
- 26" 10 dent stainless steel reed
- 40" 12 dent stainless steel reed
- 40" 8 dent old style steel reed
- Magnetic strip on castle for holding drafts and notes
- A wood rug beater



Contact Nancy Kelly-Girvin

Call or text: (509) 521-1965

Email: nancykg3@gmail.com

WHAT WE WEAVE

By Mimi Anderson, Dec 10 2024

Some of us weave beautiful, interesting, amazing items, stretching our abilities, and/or feeling pleased about the loveliness of what we do! And some of us ALSO weave to sew – into amazing garments! We love to hear “OMG – that is so gorgeous! You made it? Really? Wow!”

Join us to **SHARE** *The Webs We Wear*

Show your woven fashions on the runway on our Conference Opening Night!

*Is your work an... **Innovation?***

*What's your..... **Inspiration?***

*Can you share... **Information?***

...Web Weavers wear it all!

Information for entries and awards is now available on our [ANWG 2025 Website](#). Entry form submissions will be available starting in January. For this conference you're invited to enter up to three items/ensembles.

Submission forms will include:

- Title -
- Size -
- Fibers used -
- Techniques -
- Inspiration -
- Collaboration -
- Notes & Descriptions -
your comments which will help us best show
your garment
- Image size details and requirements -
- [Photos](#) -
- ...and more.

Suggested Reading:

[Conference
Fashion Shows,
A Survival Guide](#)

*by Daryl Lancaster. Handwoven
Magazine,
May/June 2002*

Great tips!

Deadlines


Applications accepted
January 21 – May 1, 2025

Questions?

Email: fashion@anwgconference.org and please write 2025 Fashion in the subject line.

Read the original article at <https://anwgconference.org/what-we-weave/>

BASKETRY – SWEDISH STARS



Oh, what you can do with sticks & raffia. The Basket Study Group got together December 2nd to create beautiful Swedish Stars. Extra hands made light work as we created 6 fish shapes that were then woven together. The ends of the fish shapes were lashed together first with zip ties and then later with raffia. These are easy and fun to make at home.

Here is the link to the YouTube video. Enjoy!

https://youtu.be/xyqXnEy1gRw?si=vs6H_frFQ7XM3qpO



Please send articles for the newsletter to
dfnewsletter@desertfiberarts.org